



BRIDGE LOUVRE

COMPANY
LIMITED

BL HP90 Series

a total **louvre design**
and **manufacturing service**

BLHP90 Series Aluminium Louvres

Aluminium extrusions type 6063-T6 to BS1474 having a minimum thickness of 1.6mm. Mitred frame joints TIG welded for additional strength.

The louvre comprises louvre blades inclined at 45° and mounted at 90mm pitch within 100mm or 140mm deep frame. Galvanised bird screen supplied as standard. Frames can be flanged for surface mounting or recessed to give frameless appearance. The bottom blade is extended over the outer frame to prevent ingress of water and provide drainage from the louvre face. The louvre blades incorporate drain channels to increase weather resistance whilst retaining excellent pressure drop and free area figures. Louvre blades secured by a minimum of four no.8 x 19 screws per blade to provide robust assembly. Louvres over 1000 mm wide include extruded aluminium channel mullion to rear to further increase strength. Louvre sizes made to suit customer requirements. Recommended maximum size for a single unit: Upto 2000 x 2000. Larger sizes accommodated in multi-panel systems.

Nominal free area: 55%

Maximum BSRIA weather test rating (simulated rainfall of 75mm/hr, wind speed of 13m/sec): 96.7% Class B. 99.2% Class A with insect mesh.

Face Velocity (metres per second)	0.5	1.0	1.5	2.0
Pressure drop (Pascals) bird mesh	1.14	4.58	10.30	18.31
Pressure drop (Pascals) insect mesh	1.83	7.32	16.47	29.78





BRIDGE LOUVRE

COMPANY
LIMITED

BL HP90 Series

a total **louvre design**
and **manufacturing service**

Fixing

Supplied as standard with flanges undrilled. Fixing through flange or neck.

Options

- Insect Screen.
- Blanking Panels (single skin plate or insulated blanking panel)
- Vermin Guard
- Removable core/hinged core

Finish

- Mill finish as standard (untreated and unpolished aluminium)
- Polyester Powder coatings to any standard RAL or BS 4800 range colours
- Special finishes available on request

Orders/Enquiries

Identify your requirements using our product codes as follows:

BL – all products, **RHP** – recessed frame, **SHP** - surface mounted/flanged frame, **90** – blade pitch, **100** or **140** – frame depth, **P** – powder coated (confirm colour reference separately where known), **M** – mill finish, **IM** – insect mesh (bird guard is included as standard).

Example:

BLRHP90/140M (BLHP90 series louvre in 140mm recessed type frame, mill finish).



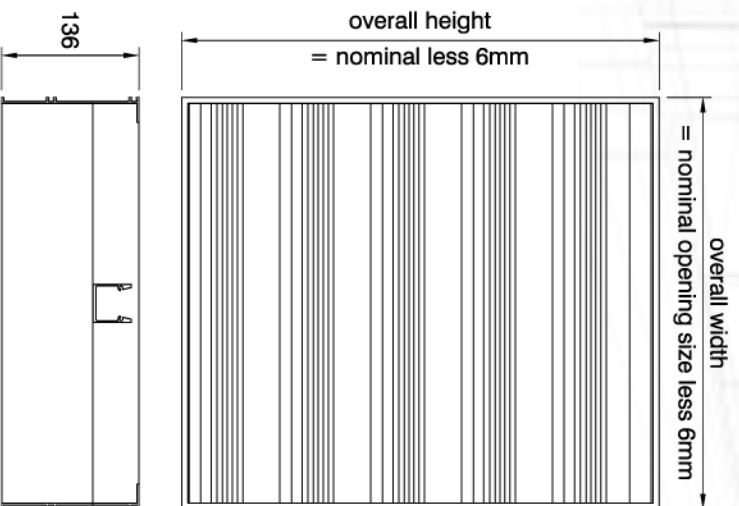


BRIDGE LOUVRE

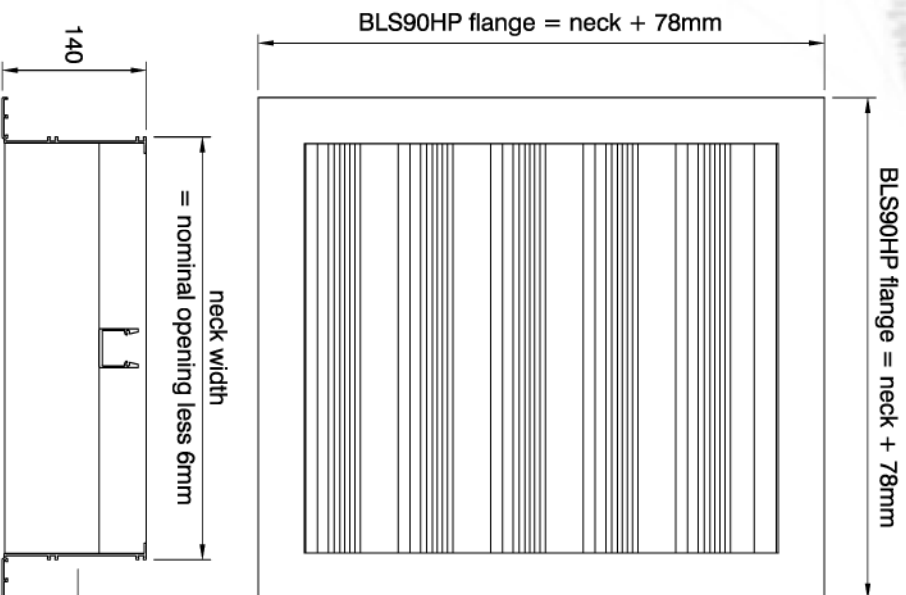
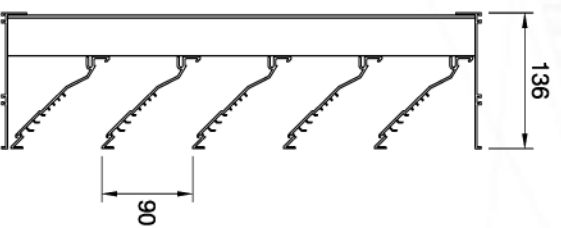
COMPANY LIMITED

BL HP90 Series

a total louvre design and manufacturing service



BLR90/140HP



BLS90/140HP

