



Screening

Aluminium Louvres



Website: www.louvre.co.uk

Email: sales@louvre.co.uk

Aluminium Louvre Screens – Site Assembled Systems


Aluminium extrusions type 6063-T6 to BS1474.

Our BL050, BL050D, BL075, BL090 and BL100 systems are all available as screening louvres. See individual product brochure pages for louvre specification and performance including free area and rain defence.

Blades can be mounted inverted to prevent views from below.

The site assembled systems are the most suitable and cost-efficient option for large continuous runs of louvres and for screening plant. Site assembled systems allow flexibility of installation on site compared with factory assembled panel louvres. Louvre blades snap onto factory positioned aluminium blade support clips fixed to vertical box section mullions behind the louvre blades.


Doors within screens are factory assembled.




Screen Types



BL075




BL090




BL100


Inverted Blade Screen Types



BL075




BL090




BL100

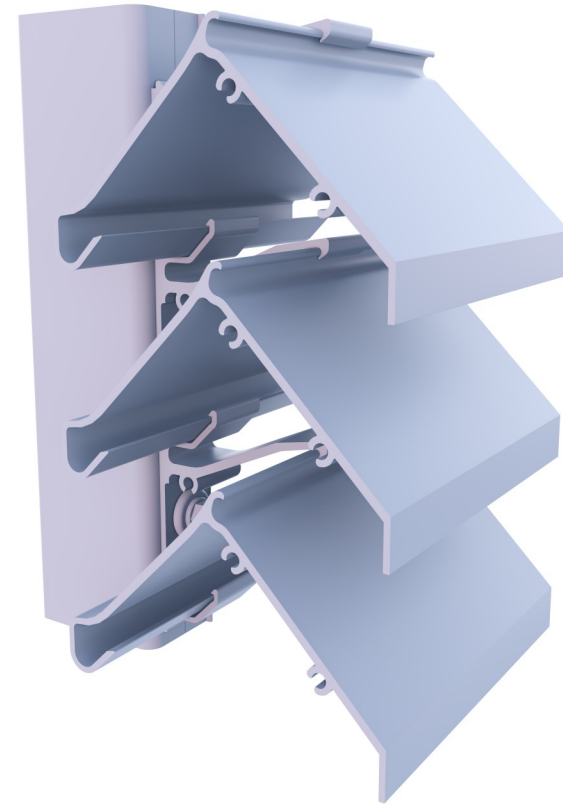
50mm Pitch Screen Types



BL050 Normal

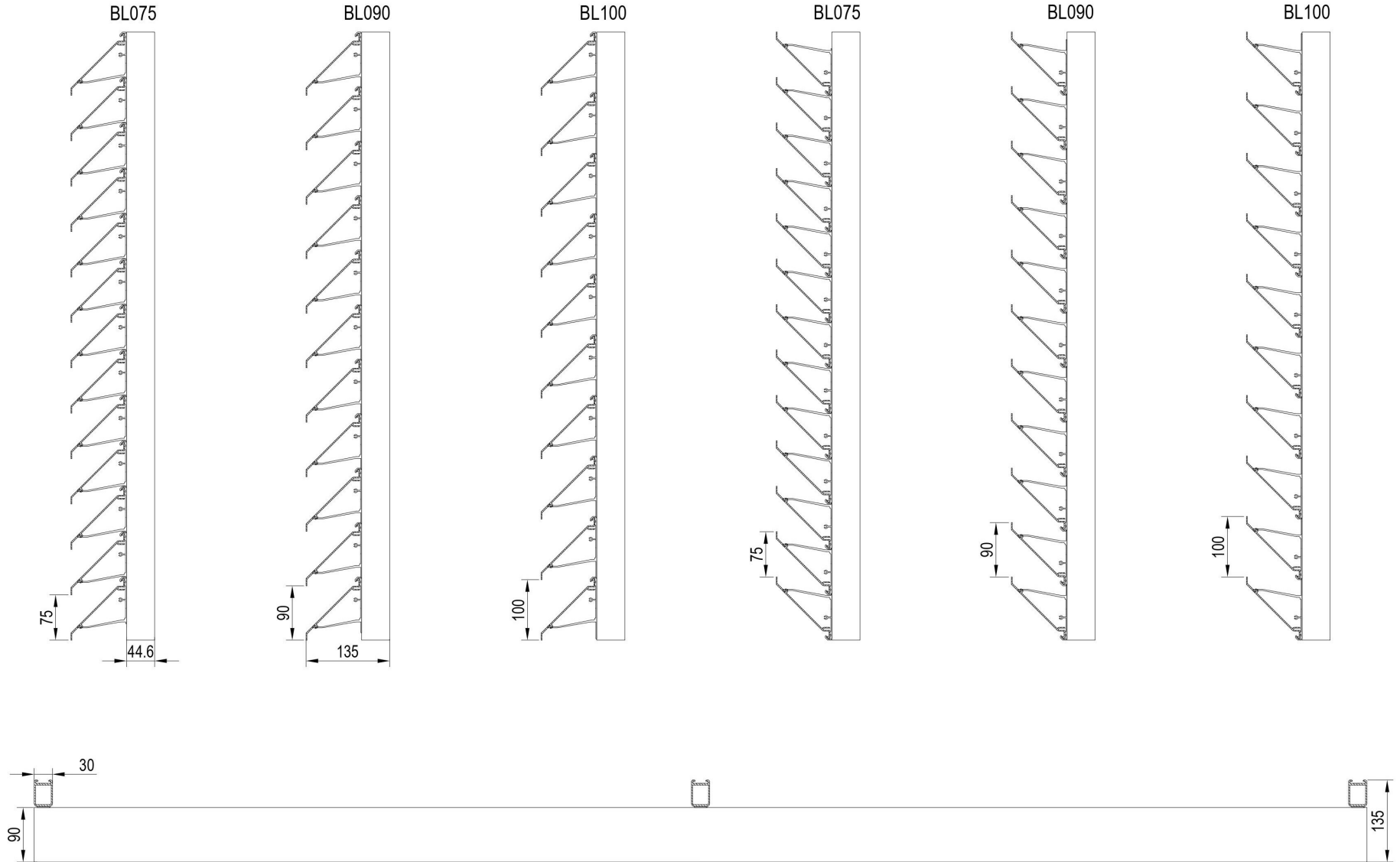


BL050 Inverted



BL50D Normal

Technical Details-BL075 Blade Screens



Technical Details-50mm Pitch Screens

